bhoksi

Beachfront Ice-Cream Trike

Print it

1. Print every page at 100% / "Actual size" (no "fit to page"). 10 pages on A4.
2. Check the 50 mm square measures exactly 50 mm.
3. Tape the pages together using the corner marks (page order is printed on each page).

Build it

1. Press out the freezer box, lolly tray, umbrella and cone sign. Crease every fold.
2. Fold the freezer box and glue the corner tabs. Leave the lid hinged so it opens.
3. Drop the lolly tray in, push the front axle through and fit the big wheels and hubcaps.
4. Glue the frame strips, saddle and handlebars behind the box and fit the back wheel.
5. Fold the four umbrella triangles up to a point and glue the tabs, then pop it on the pole. Ring-ring!



ICE CREAM

LEKKER

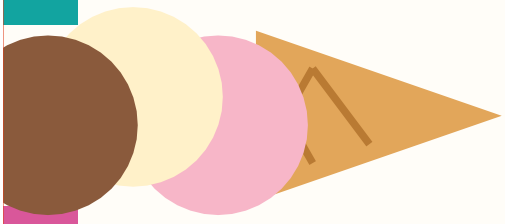

YUM

DURBAN BEACHFRONT

ICE CREAM













FLAVOURS

MANGO

GRANADILLA

CHOC CHIP

STRAWBERRY

BUBBLEGUM

LICK IT!

