bhoksi

Karoo Padstal

Print it

1. Print every page at 100% / "Actual size" (no "fit to page"). 5 pages on A3.
2. Check the 50 mm square measures exactly 50 mm.
3. Tape the pages together using the corner marks (page order is printed on each page).

Build it

1. Press out the stall, tin roof, watermelon and road signs. Crease every fold.
2. Fold the walls up and glue the corner tabs. The storeroom door stays hinged: push it open.
3. Drop the shutter down onto its two props for a counter. Fold it back up to close for the night.
4. Fold the tin roof and glue it on, then fold the giant watermelon and stand it on the ridge.
5. Glue the shelves inside, hang the biltong and stick the road signs on their post. Nowhere, 0 km.



CLOSED · KOM WEER

ADSTAL · FARM STALL

TODAY
ROOSTERKOEK
KOFFIE

HONEY · KONFYT · RUSK



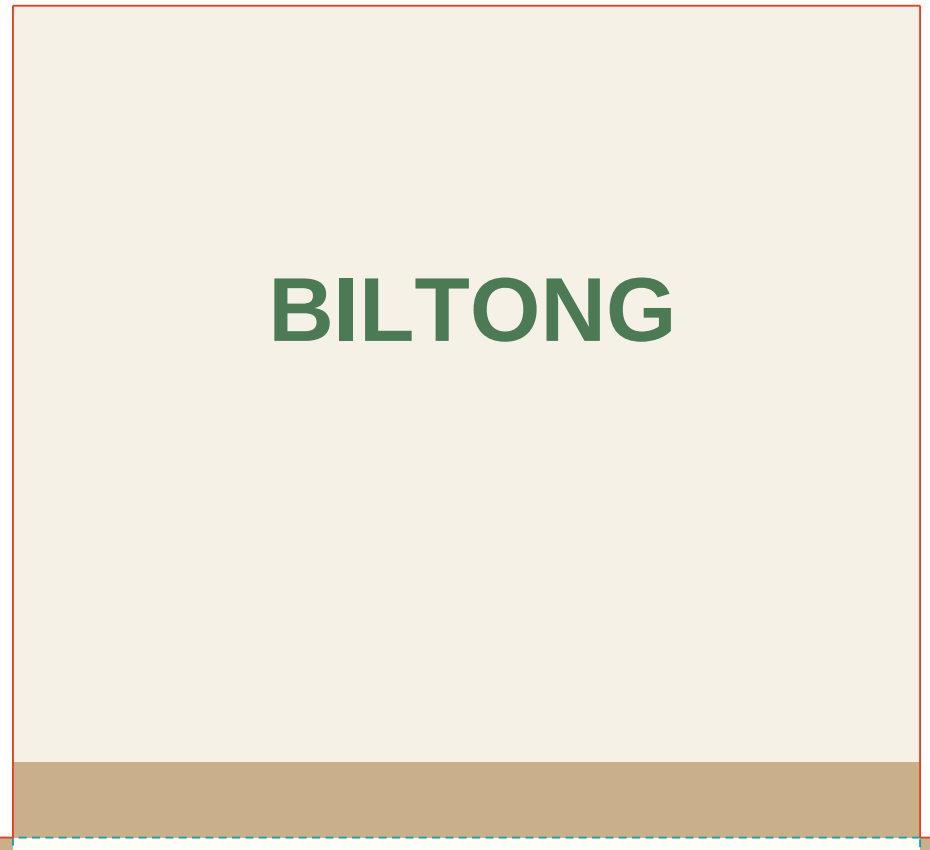
BILTONG




LEKKER PADKOS

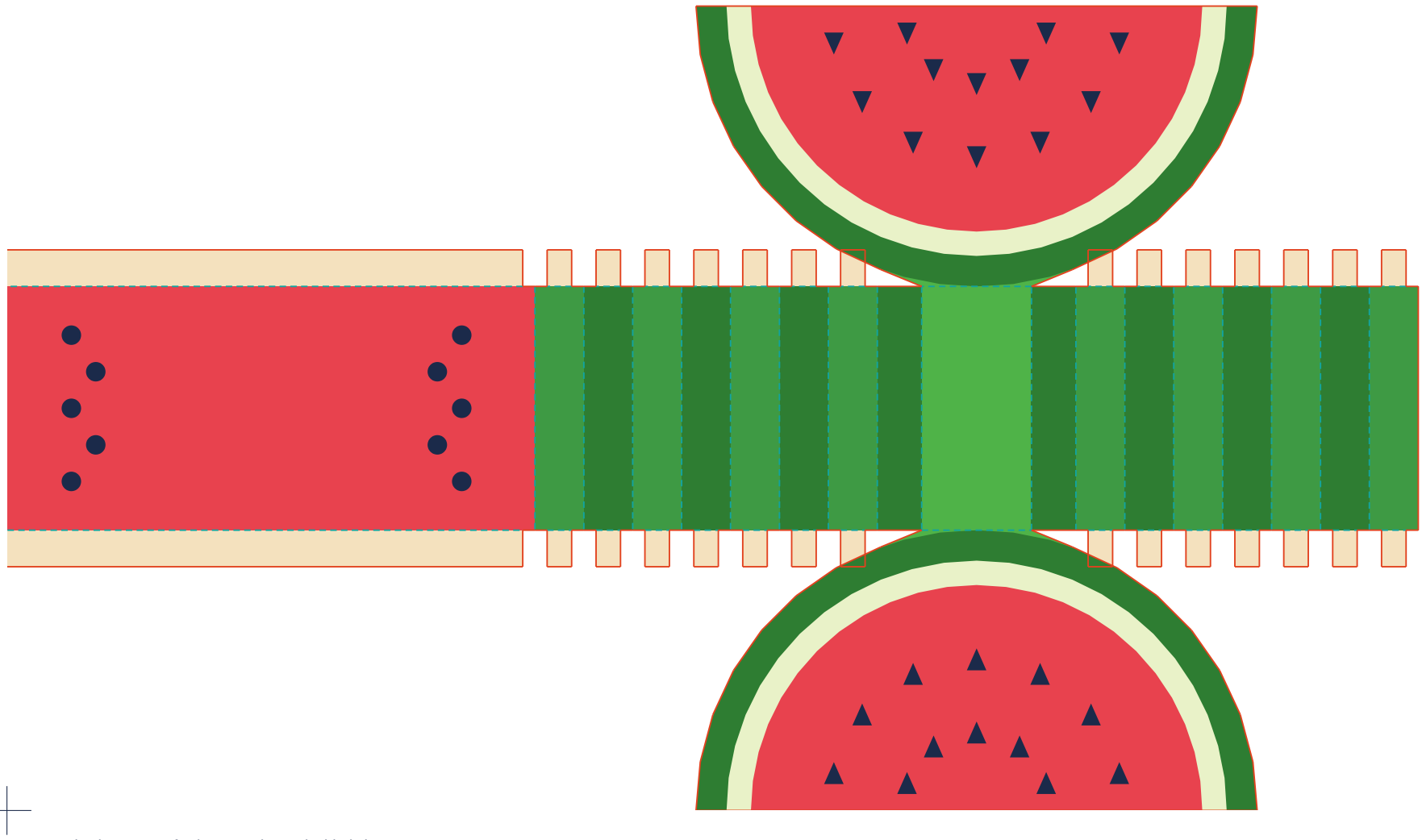


NOWHERE
0 km
SOMEWHERE
400 km