bhoksi

Morabaraba & Moruba Board

Print it

1. Print every page at 100% / "Actual size" (no "fit to page"). 10 pages on A3.
2. Check the 50 mm square measures exactly 50 mm.
3. Tape the pages together using the corner marks (page order is printed on each page).

Build it

1. Fold each board half round its stiffening rib: walls up, tabs glued, then glue the lid down so it becomes a solid board.
2. Lay the halves side by side, morabaraba up, and tape the cloth spine along the joint, then fold it shut and tape the inside too.
3. Fold the piece box and the rules card. Press out the 24 cows and 64 seeds and keep them in the box.
4. Play morabaraba on top; flip the board over to play moruba in the 32 pits.



MORABARABA · MORUBA

MORUBA · PLAYER 1

MORABARABA · MORUBA

MORABARABA · MORUBA

MORUBA · PLAYER 2

MORABARABA · MORUBA





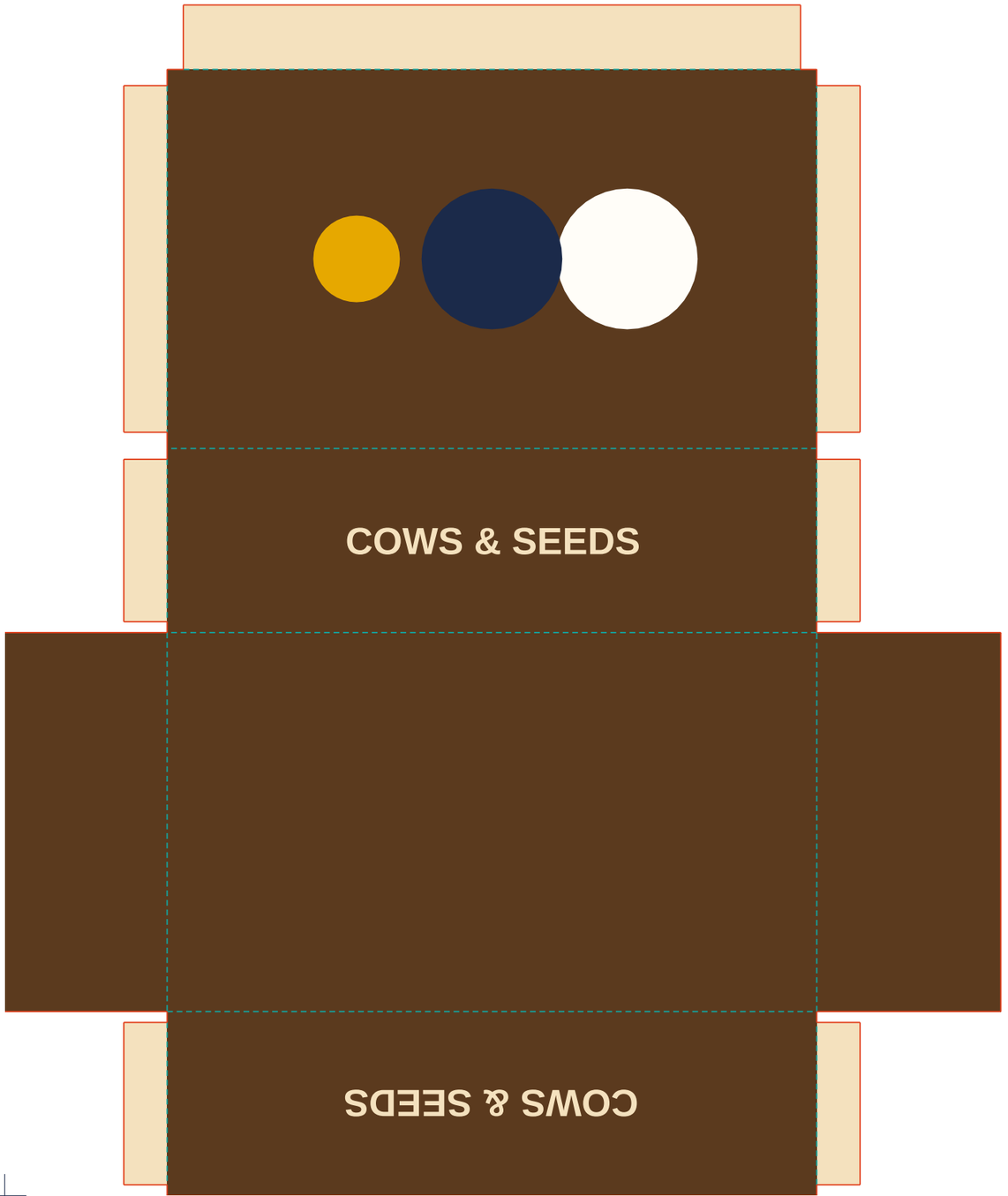

MORABARABA

Place 12 cows each.

Three in a row = a mill:
shoot one of their cows.

Down to 3 cows? Fly!

Flip the board for moruba

MORABARABA

Place 12 cows each.

Three in a row = a mill:
shoot one of their cows.

Down to 3 cows? Fly!

Flip the board for moruba

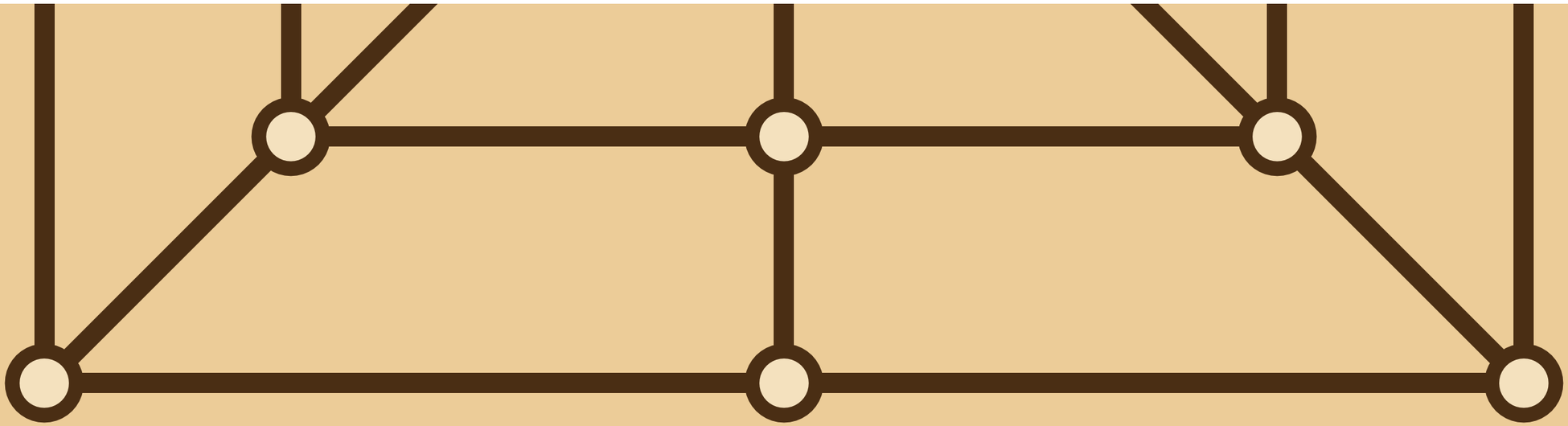

MORABARABA

